



# MAKLER<sup>®</sup> COUNTING CHAMBER

## FOR RAPID SPERM ANALYSIS



THE NUMBER OF SPERMATOZOA COUNTED IN ANY STRIP OF 10 SQUARES INDICATES THEIR CONCENTRATION IN MILLIONS PER ML.



**SEFI-MEDICAL INSTRUMENTS LTD.**



New York  
**Microscope  
Company**  
Microscope Experts since 1979

100 Lauman Lane, Suite A, Hicksville, NY 11801  
Phone: (877) 877-7274 | Fax (516) 801-2046  
[www.microscopeinternational.com](http://www.microscopeinternational.com)

# MAKLER<sup>®</sup> COUNTING CHAMBER

FOR RAPID SPERM ANALYSIS  
FROM UNDILUTED SPECIMEN

## UNIQUE ADVANTAGES

### EASY TO USE

Sperm count performed from undiluted specimen.

### FAST RESULTS

The number of spermatozoa counted in any strip of 10 squares of the grid indicates their concentration in millions/mL.

**No additional factors are necessary for calculation.**

### OPTIMAL DEPTH

The depth of 10 microns **eliminates blurring** and allows sperm to move freely.  
The applied sample is observed in one focal plane.

### BUILT-IN GRID

**The grid is in the cover glass.**

No need to insert a grid into the microscope eye piece and remove it when not required.

### ECONOMICAL

**Reusable** - Easily cleaned with a non-bleach disinfectant solution.

### SELF CONTROLLED ACCURACY

Observation of color fringes at the four contact points provides a **test for accuracy.**

The cover glass can never be raised by the applied sample.

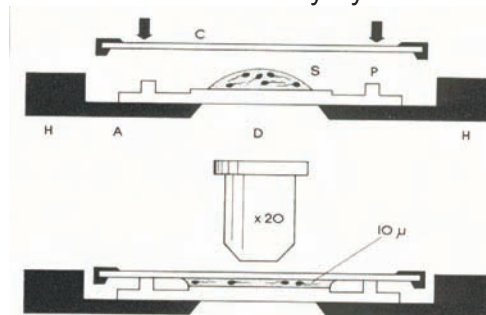
### CALIBRATION UNNECESSARY

Repeated use with complete accuracy **without calibration**

### SUPERIOR TECHNOLOGY

**Manufactured by state-of-the-art precision engineering.**

Checked individually by laser beam for precision and accuracy.



### REFERENCES:

1. Makler A. The improved 10 mic. chamber for rapid sperm count and motility evaluation. Fertil Steril 33:337-338, 1980
2. Ludwig G. and Frick J. (eds) Spermatology - Atlas and Manual, Springer-Verlog. Berlin, Heidelberg, New York etc. 1990.
3. Anne M. Jequier: Male Infertility, a Guide for the Clinician. Blackwell Science Ltd, Oxford U.K. 2000 p. 9-58.
4. Makler A. Human Seminology. Chapter 7:115-130, In: Biotechnology of Human Reproduction, Editors: A. Ravelli, I. Tur-Kaspa, JG Holte, M. Massobrio, Parthenon Publishing Group, 2003



**SEFI MEDICAL INSTRUMENTS LTD.**



**New York  
Microscope  
Company**

Microscope Experts since 1979

100 Lauman Lane, Suite A, Hicksville, NY 11801  
Phone: (877) 877-7274 | Fax (516) 801-2046  
www.microscopeinternational.com